

GRADE 1

TERM 1 2019

**MATHEMATICS
ENGLISH / ISIXHOSA**

RESOURCE PACK

PRINTABLE RESOURCES

The following printable resources are included in this section:

1. Resource sheets
2. Mental mathematics challenge cards: Bilingual version
3. Enrichment activity cards: English version
4. Enrichment activity cards: isiXhosa version

1. Resource Sheets

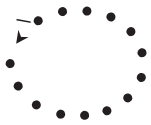

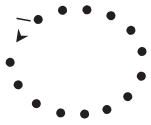

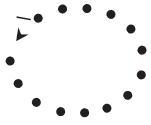

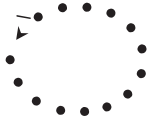

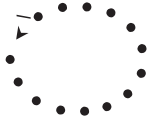

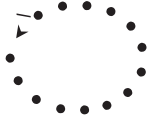

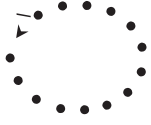









This is a list of the mathematical resources that you will need this term. You need to make sure that you have them for the lessons for which they are recommended.

1. Number tracing cards – numbers 0 and 1 (Lesson 1)
2. Number tracing cards – numbers 2 and 3 (Lessons 2 and 3)
3. Number tracing cards – numbers 4 and 5 (Lessons 6 and 7)
4. Number and number name cards (0–5) English (Lessons 1–8 and other)
5. Number and number name cards (6–10) English (Lesson 18 and other)
6. Number and number name cards (11–15) English (Lessons 20 and other)
7. Number and number name cards (16–20) English (Lessons 22 and other)
8. Number picture cards (Lesson 19)
9. Number boards (several lessons)
10. Number lines (several lessons)























Resources for each day of teaching

There are also other resources such as informal resources (old magazines, pieces of string, scrap paper, etc.) that you may need in certain lessons. You should have a careful look at the list of resources needed for each lesson; this list is given in the lesson plans each day. Prepare yourself, so that you have the necessary resources for the lessons on a daily basis.





1. Amakhadi wamanani ekubhalwa phezu kwawo (isifundo soku 1)

2. Amakhadi wamanani ekubhalwa phezu kwawo (isifundo sesi 2 kunye nesesi 3)

3. Amakhadi wamanani ekubhalwa phezu kwawo (Isifundo sesi 6 kunye nesesi 7)

			
--	---	---	---

4. Amanani kunye namakhadi magama wamanani (isifundo soku 1-8 kuny namanye)

0	uziro	
1	nye	●
2	mbini	● ●
3	ntathu	● ● ●
4	ne	● ● ● ●
5	ntlanu	● ● ● ● ●

5. Amanani kunye namakhadi magama wamanani (isifundo se 22 kunye namanye)

6	ntandathu
7	xhenxe
8	bhozo
9	thoba
10	shumi


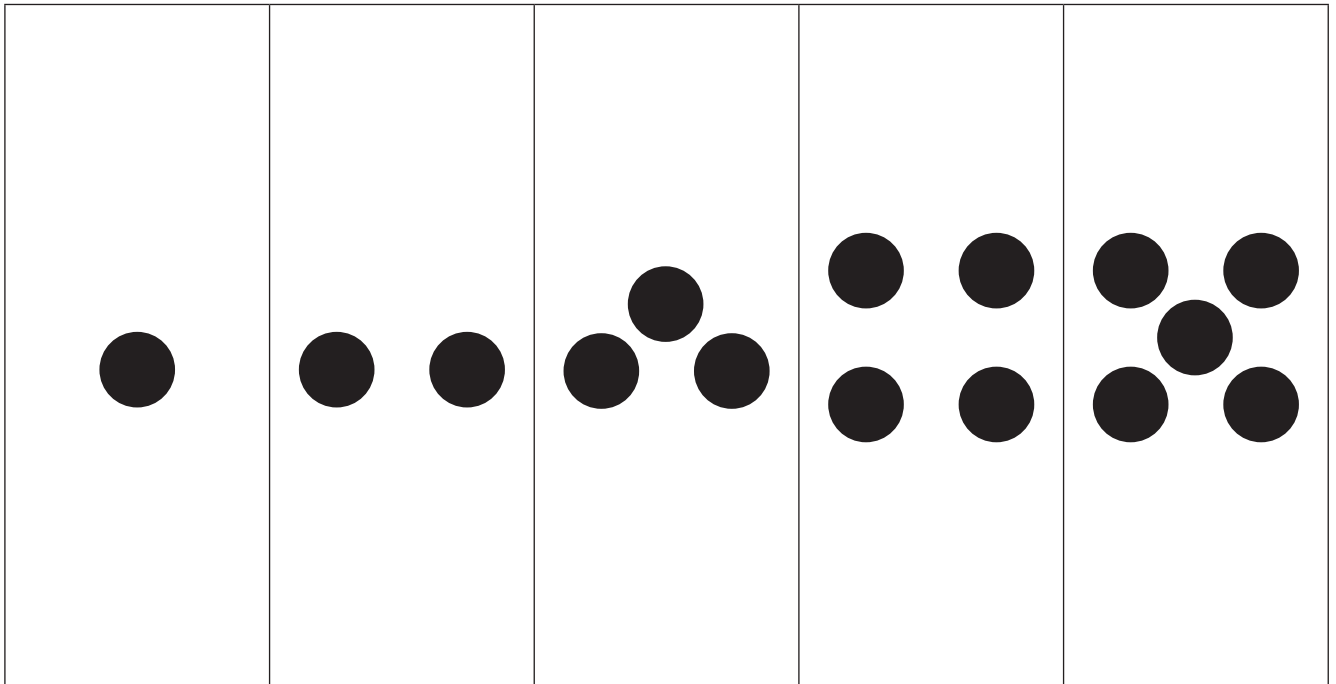
6. Amanani kunye namakhadi magama wamanani (isifundo 23 kumye namanye)

11	ishumi elinanye
12	ishumi elinambini
13	ishumi elinantathu
14	ishumi elinesine
15	ishumi elinesihlanu

7. Amanani kunye namakhadi magama wamanani (isifundo 24 kunye namanye)

16	ishumi elinesithandathu
17	ishumi elinesixhenxe
18	ishumi elinesibhozo
19	ishumi elinethoba
20	amashumi amabini

8. Amakhadi wemifanekiso yamanani (Isifundo se 36)



9. libhodi zamanani – zisebenzise zime nkqo okanye zixwesile. (Isifundo 12, 13, 16, 18, 29, 31)

--	--	--	--	--

--	--	--	--	--

--	--	--	--	--

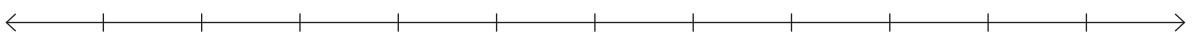
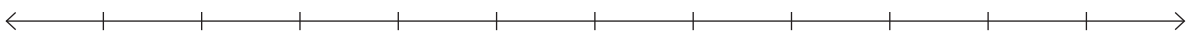
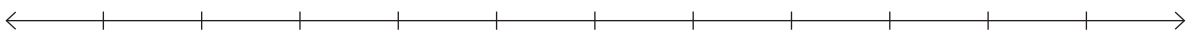
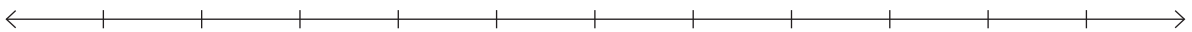
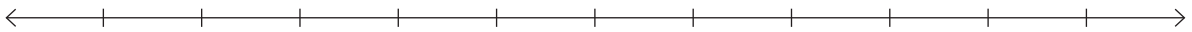
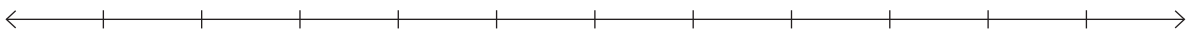
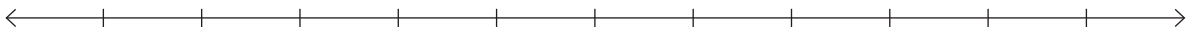

--	--	--	--	--

--	--	--	--	--	--	--	--	--	--

--	--	--	--	--	--	--	--	--	--

--	--	--	--	--	--	--	--	--	--

10. Imigca manani 0-5 kwakunye no 0-10 (Isifundo 11, 12, 16, 17, 30, 31)



2. Mental Mathematics Challenge Cards: Bilingual Version

Each term there will be a set of eight mental mathematics challenge cards. If you make them into cards and collect them over the course of the year, you will have a set of one card per teaching week for a year.

Use of the mental mathematics challenge cards

Once a week learners should do mental mathematics in written form, so that there is some record of your daily mental mathematics activities. You can use the **mental mathematics challenge cards** for this purpose.

Learners should not use concrete material to work out the answers in mental mathematics. If learners need to, let them use their fingers as a concrete aid during mental mathematics, but make a note of who they are and then spend time with them during remediation to help them with the basic number and operation skills. Mental mathematics skills improve hugely from Grade 1 to Grade 3. In Grade 1 learners might only manage five questions, especially when they have to write the answers, but by Grade 3 learners should manage ten questions with written answers easily.

Maths Challenge Card 1

What number comes after?

Ikhadi Lomcelimngeni Kwezezibalo loku 1

Leliphi inani eliza emva?

1. 0
2. 1
3. 2
4. 3
5. 4
6. 3
7. 1
8. 2
9. 4
10. 0

Maths Challenge Card 2

What number comes before?

Ikhadi Lomcelimngeni Kwezezibalo lwesi 2

Leliphi inani elingaphambili?

1. 2
2. 4
3. 3
4. 5
5. 1
6. 4
7. 3
8. 1
9. 5
10. 2

Maths Challenge Card 3

Count

Ikhadi Lomcelimngeni Kwezezibalo lwesi 3

Bala

1. 0, 1, __, __
2. 1, 2, __, __
3. 3, 4, __
4. 2, 3, __, __
5. 0, __, __, 3
6. 2, __, __, 5
7. 5, 4, __, __, 1
8. 4, __, __, 1
9. 2, __, __, 5
10. __, __, 4, 5

Maths Challenge Card 4

Order from smallest to biggest

Ikhadi Lomcelimngeni Kwezezibalo lwesi 4

Cwangcisa ukusuka kwencinane ukuya kwenkulu

1. 3, 1, 2
2. 5, 1, 2
3. 4, 1, 2
4. 0, 2, 1
5. 2, 4, 3
6. 5, 4, 3
7. 5, 1, 3
8. 4, 2, 3
9. 4, 2, 5
10. 5, 3, 1

Maths Challenge Card 1: Answers

What number comes after?

Ikhadi Lomcelimngeni Kwezezibalo loku 1: Iimpendulo

Leliphi inani eliza emva?

1. 1
2. 2
3. 3
4. 4
5. 5
6. 4
7. 2
8. 3
9. 5
10. 1

Maths Challenge Card 2: Answers

What number comes before?

Ikhadi Lomcelimngeni Kwezezibalo: Iimpendulo

Leliphi inani elingaphambili?

1. 1
2. 3
3. 2
4. 4
5. 0
6. 3
7. 2
8. 0
9. 4
10. 1

Maths Challenge Card 3: Answers

Count

Ikhadi Lomcelimngeni Kwezezibalo lesi 3: Iimpendulo

Bala

1. 2, 3
2. 3, 4
3. 5
4. 4, 5
5. 1, 2
6. 3, 4
7. 3, 2
8. 3, 2
9. 3, 4
10. 2, 3

Maths Challenge Card 4: Answers

Order from smallest to biggest

Ikhadi Lomcelimngeni Kwezezibalo lesi 4: Iimpendulo

Landelanisa uqale ngencane uye kwenkulu

1. 1, 2, 3
2. 1, 2, 5
3. 1, 2, 4
4. 0, 1, 2
5. 2, 3, 4
6. 3, 4, 5
7. 1, 3, 5
8. 2, 3, 4
9. 2, 4, 5
10. 1, 3, 5

Maths Challenge Card 5

Order from biggest to smallest

Ikhadi Lomcelimngeni Kwezezibalo lwesi 5

Cwangcisa ukusuka kwenkulu ukuya kwencinane

1. 3, 1, 2
2. 5, 1, 2
3. 4, 1, 2
4. 0, 2, 1
5. 2, 4, 3
6. 5, 4, 3
7. 1, 5, 3
8. 4, 2, 3
9. 4, 2, 5
10. 1, 3, 5

Maths Challenge Card 6

1 more than

Ikhadi Lomcelimngeni Kwezezibalo lwesi 6

Ingaphezulu ngesi 1 kuno

1. $2 + 1 =$
2. $1 + 1 =$
3. $3 + 1 =$
4. $4 + 1 =$
5. $0 + 1 =$
6. $1 + 2 =$
7. $1 + 1 =$
8. $3 + 1 =$
9. $4 + 1 =$
10. $1 + 0 =$

Maths Challenge Card 7

2 more than

Ikhadi Lomcelimngeni Kwezezibalo lwesi 7

Engaphezulu ngesi 2 kuno

1. $1 + 2 =$
2. $2 + 2 =$
3. $3 + 2 =$
4. $4 + 2 =$
5. $5 + 2 =$
6. $2 + 1 =$
7. $2 + 2 =$
8. $2 + 4 =$
9. $2 + 3 =$
10. $2 + 5 =$

Maths Challenge Card 8

1 less than

Ikhadi Lomcelimngeni Kwezezibalo lwesi 8

Elingaphantsi ngesi 1 kuno

1. $1 - 1 =$
2. $5 - 1 =$
3. $3 - 1 =$
4. $4 - 1 =$
5. $2 - 1 =$
6. $7 - 1 =$
7. $9 - 1 =$
8. $8 - 1 =$
9. $6 - 1 =$
10. $5 - 1 =$

Maths Challenge Card 5: Answers

Order from biggest to smallest

Ikhadi Lomcelimngeni Kwezezibalo lwesi 5: limpendulo

Cwangcisa ukusuka kwenkulu ukuya
kwencinane

1. 3, 2, 1
2. 5, 2, 1
3. 4, 2, 1
4. 2, 1, 0
5. 4, 3, 2
6. 5, 4, 3
7. 5, 3, 1
8. 4, 3, 2
9. 5, 4, 2
10. 5, 3, 1

Maths Challenge Card 6: Answers

1 more than

Ikhadi Lomcelimngeni Kwezezibalo Lwesi 6: limpendulo

Ingaphezulu nge 1 kuno

1. 3
2. 2
3. 4
4. 5
5. 1
6. 3
7. 2
8. 4
9. 5
10. 1

Maths Challenge Card 7: Answers

2 more than

Ikhadi Lomcelimngeni Kwezezibalo: limpendulo

Engaphezulu ngesi 2 kuno

1. 3
2. 4
3. 5
4. 6
5. 7
6. 3
7. 4
8. 6
9. 5
10. 7

Maths Challenge Card 8: Answers

1 less than

Ikhadi Lomcelimngeni Kwezezibalo Lesi 8: Impendulo

Elingaphantsi ngesi 1 kuno

1. 0
2. 4
3. 2
4. 3
5. 1
6. 6
7. 8
8. 7
9. 5
10. 4

3. Enrichment Activity Cards: English version

Each term a set of new enrichment cards will be provided. You should retain this set, as they will not be reproduced each term.

Use of the enrichment activity cards

Optional as required.

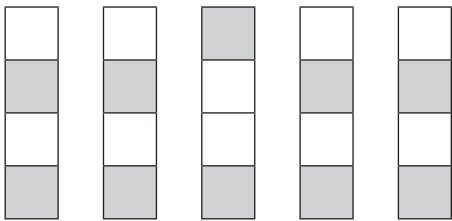
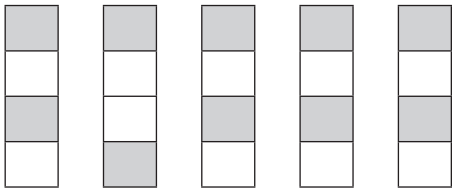
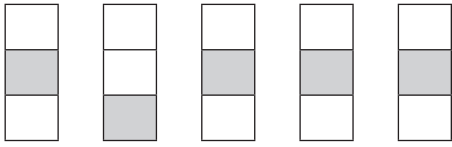
These cards include activities that you can use for enrichment opportunities for learners who have completed the lesson activities ahead of the rest of the class. Learners should work on these cards independently or with their peers who have also completed the classwork. You may need to explain some of the activities to the learners who use them. You should remind them to ask you questions about any of the enrichment activities that they are doing, so that you can guide them as necessary.

You should photocopy the enrichment cards, paste them onto cardboard and laminate them (if possible), so that they can be used as a resource, not only this year but in the future as well.

Put the cardboard laminated cards into a box in a set place in your classroom, so that learners know where to find them. These cards are for all learners and do not have to be used in a particular order. Learners should keep a record of the cards that they have done, so that they continue to choose a new card each time they go to the box. Learners must be taught to replace the cards in numeric order in the box, so that everyone who looks for cards can easily find the one they want to use.


Enrichment Activity 1.1

Which one does not belong?



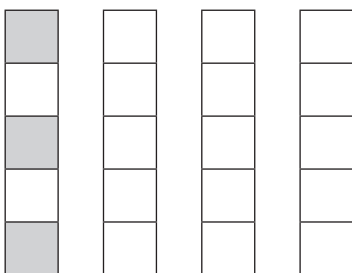
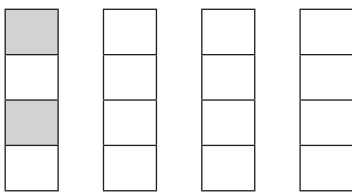
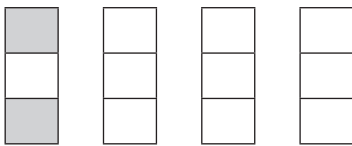
Enrichment Activity 1.2

Complete the faces.




Enrichment Activity 1.3

Colour the others to make them look like the first one.



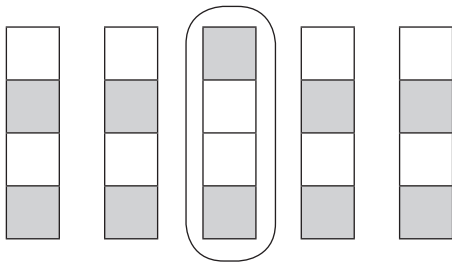
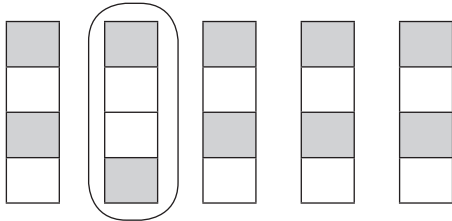
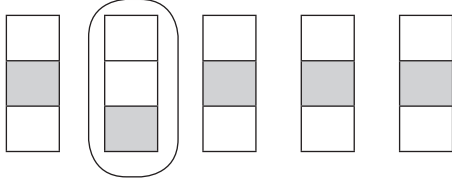
Enrichment Activity 1.4

Complete the houses.




Enrichment Activity 1.1: Answers

Which one does not belong?



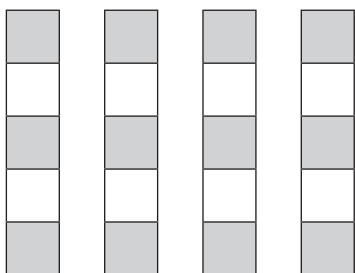
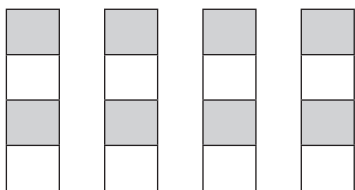
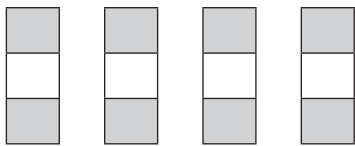
Enrichment Activity 1.2: Answers

Complete the faces.



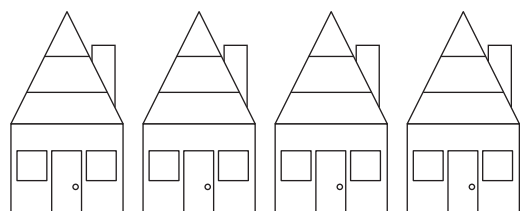
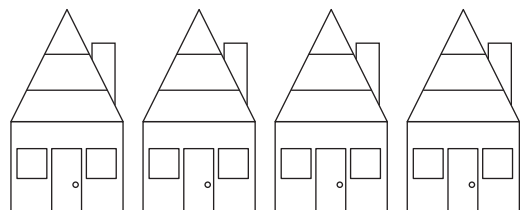
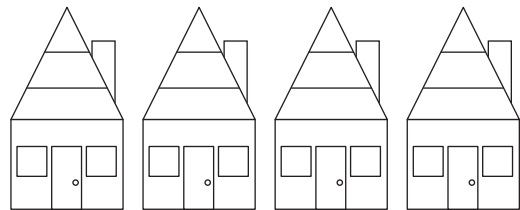
Enrichment Activity 1.3: Answers

Colour the others to make them look like the first one.




Enrichment Activity 1.4: Answers

Complete the houses.



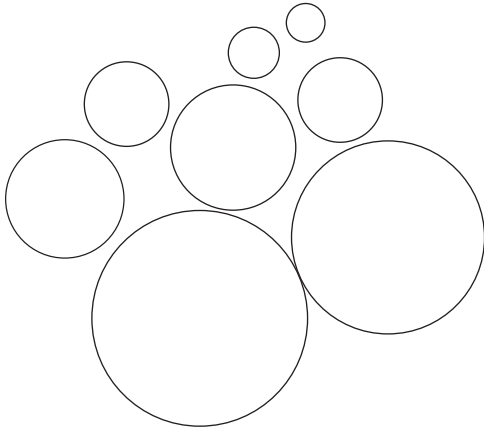
Enrichment Activity 1.5

Colour the biggest bear.




Colour the ball closest to you in blue.

Colour the ball furthest from you in green.





Enrichment Activity 1.6

Trace the suns and colour them.



Enrichment Activity 1.7

Draw arrows to show which way the boys are walking.



Enrichment Activity 1.8

Colour the mouse in the middle.



On the left.




On the right.



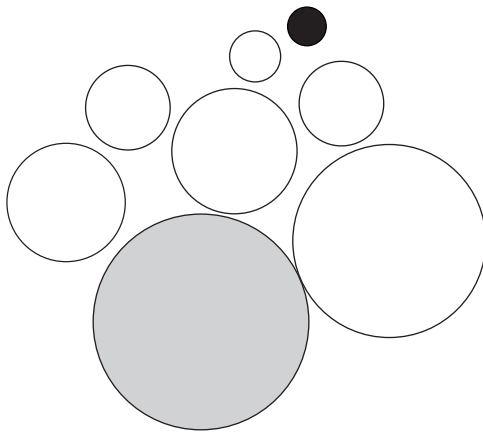
Enrichment Activity 1.5: Answers

Colour the biggest bear.




Colour the ball closest to you in blue.

Colour the ball furthest from you in green.



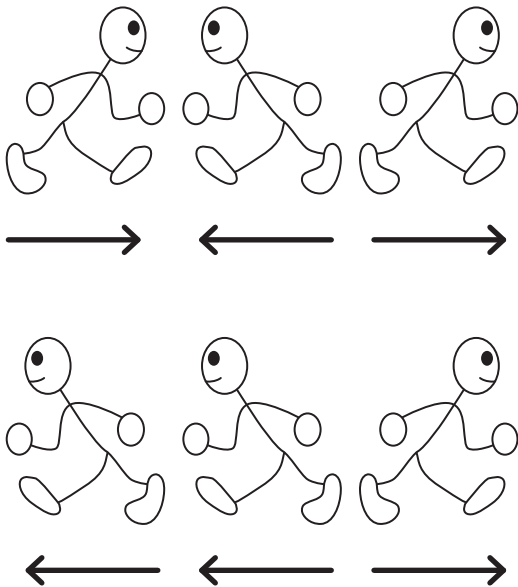
Enrichment Activity 1.6: Answers

Trace the suns and colour them.




Enrichment Activity 1.7: Answers

Draw arrows to show which way the boys are walking.




Enrichment Activity 1.8: Answers


Colour the mouse in the middle.



On the left.

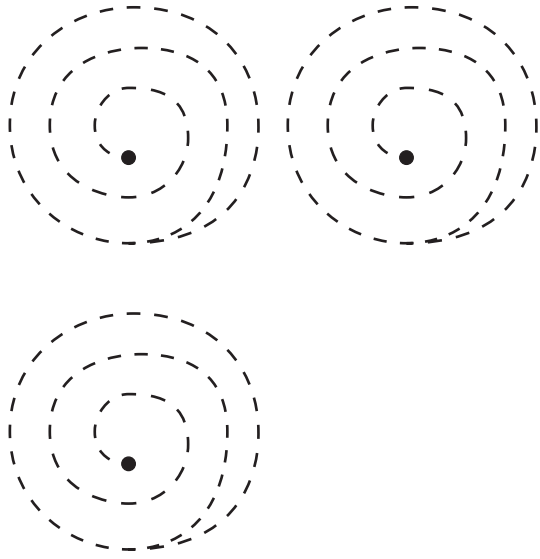


On the right.



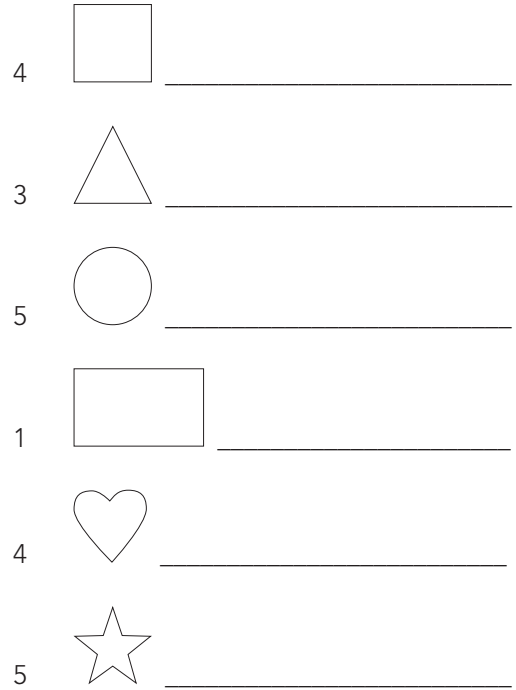
Enrichment Activity 1.9

Trace these patterns. Start on the inside.



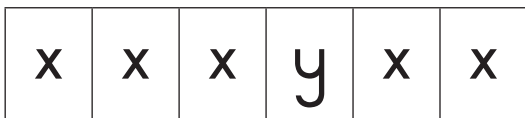
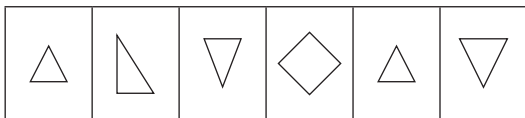
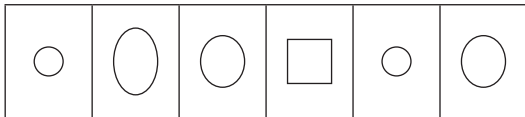
Enrichment Activity 1.10

Draw the following:



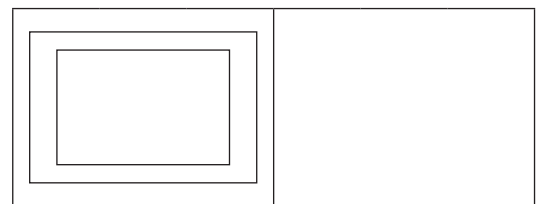

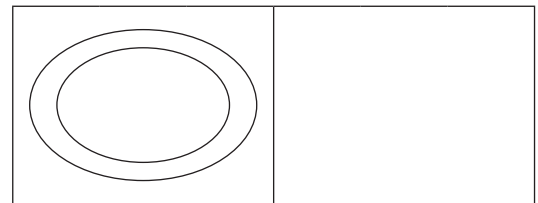
Enrichment Activity 1.11

Which one does not belong?




Enrichment Activity 1.12

Draw the same:




Enrichment Activity 1.9: Answers

Trace these patterns. Start on the inside.



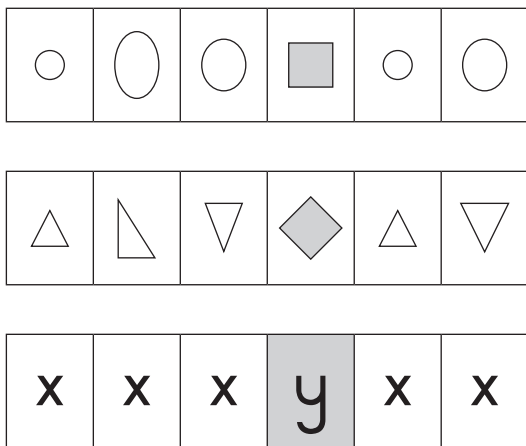
Enrichment Activity 1.10: Answers

Draw the following:



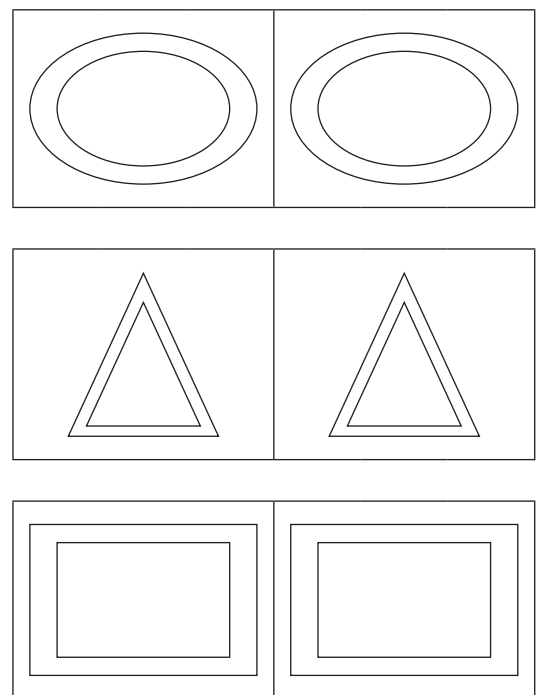
Enrichment Activity 1.11: Answers

Which one does not belong?



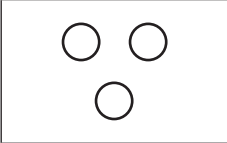

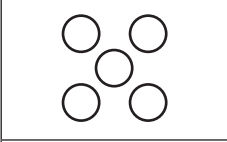

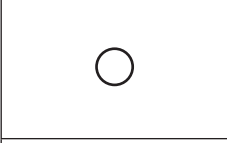

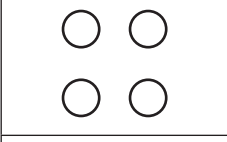



Enrichment Activity 1.12: Answers

Draw the same:




Enrichment Activity 1.13

Match these blocks.

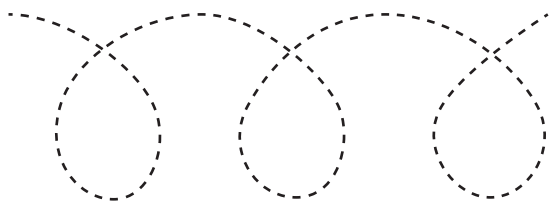
Enrichment Activity 1.14

Complete the face using symmetry.




Enrichment Activity 1.15

Trace the patterns.

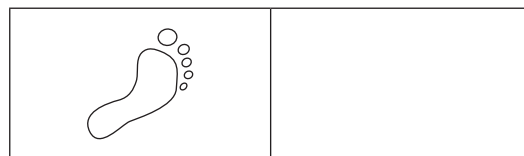


Enrichment Activity 1.16


Draw 2 more.



Draw 1 more.

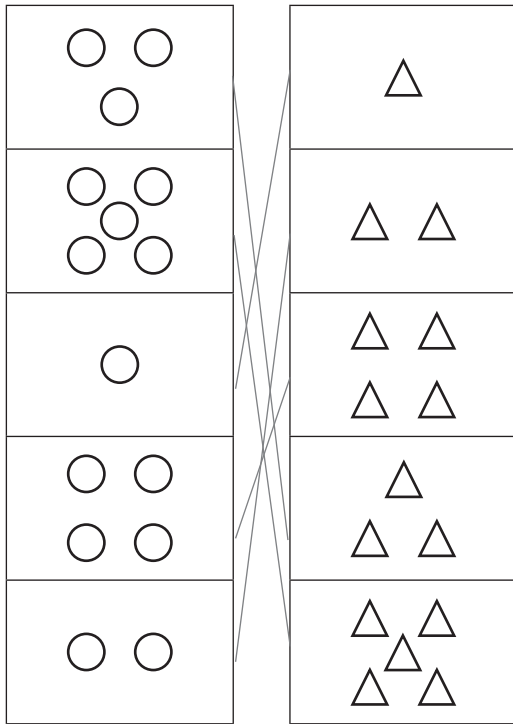


Draw the same number.




Enrichment Activity 1.13: Answers

Match these blocks.



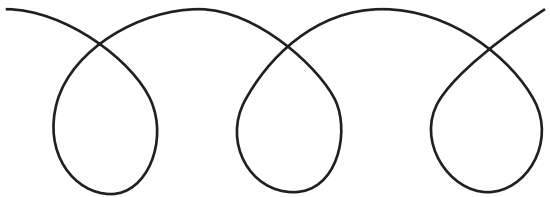

Enrichment Activity 1.14: Answers

Complete the face using symmetry.




Enrichment Activity 1.15: Answers

Trace the patterns.

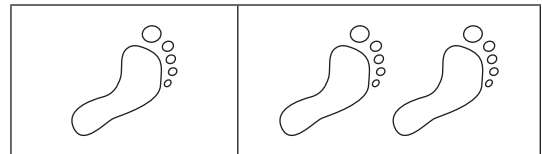


Enrichment Activity 1.16: Answers


Draw 2 more.



Draw 1 more.



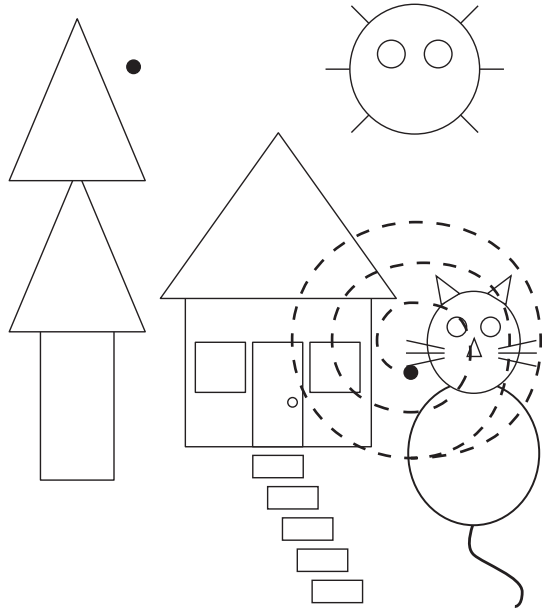
Draw the same number.



Enrichment Activity 1.17


Colour all the

- △ red ○ yellow
□ blue □ green



Enrichment Activity 1.18

Add to these shapes to make your own picture.




Enrichment Activity 1.19

Draw the following:


4 cats




2 more cats



5 apples



3 less apples



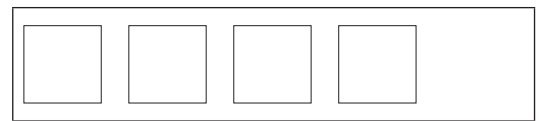
Enrichment Activity 1.20

Draw the following:

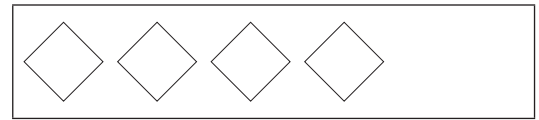
2 more



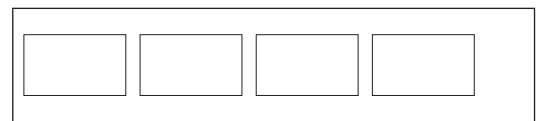
2 less



1 more




4 less



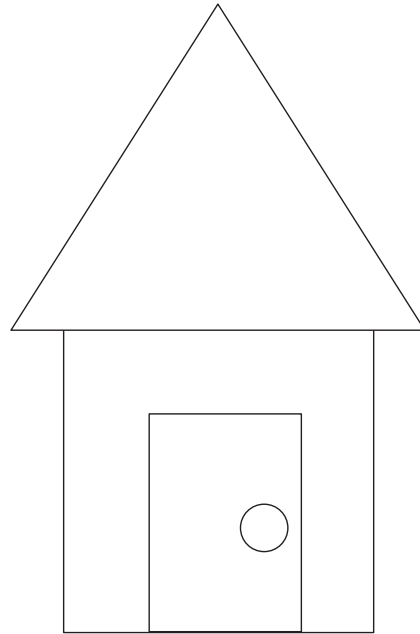
Enrichment Activity 1.17: Answers

Colour all the



Enrichment Activity 1.18: Answers


Add to these shapes to make your own picture.




Enrichment Activity 1.19: Answers

Draw the following:


4 cats



2 more cats



5 apples



3 less apples



Enrichment Activity 1.20: Answers

Draw the following:

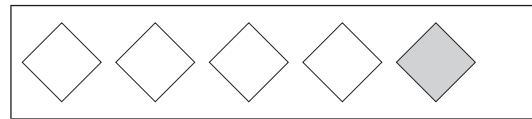
2 more



2 less



1 more




4 less




Enrichment Activity 1.21

Draw a line to the picture that matches the one on the left.



Enrichment Activity 1.22

Match the pictures with the shapes.



Enrichment Activity 1.23

Complete the following:

1 more than 2 is _____

1 more than 3 is _____

2 more than 4 is _____

2 more than 0 is _____

3 more than 1 is _____

3 more than 2 is _____

1 less than 2 is _____

2 less than 4 is _____

4 less than 5 is _____

Enrichment Activity 1.24

Complete the following:

$$2 + 3 = \square$$

$$4 + 2 = \square$$

$$3 + 3 = \square$$

$$1 + 1 = \square$$

$$0 + 1 = \square$$

$$1 - 0 = \square$$

$$2 - 1 = \square$$


$$5 + 5 = \square$$

$$7 - 4 = \square$$

$$3 + 1 = \square$$


Enrichment Activity 1.21: Answers

Draw a line to the picture that matches the one on the left.



Enrichment Activity 1.22: Answers

Match the pictures with the shapes.



Enrichment Activity 1.23: Answers

Complete the following:

1 more than 2 is 3

1 more than 3 is 4

2 more than 4 is 6

2 more than 0 is 2

3 more than 1 is 4

3 more than 2 is 5

1 less than 2 is 1

2 less than 4 is 2

4 less than 5 is 1

Enrichment Activity 1.24: Answers

Complete the following:

$$2 + 3 = \boxed{5}$$

$$4 + 2 = \boxed{6}$$

$$3 + 3 = \boxed{6}$$

$$1 + 1 = \boxed{2}$$

$$0 + 1 = \boxed{1}$$

$$1 - 0 = \boxed{1}$$

$$2 - 1 = \boxed{1}$$

$$5 + 5 = \boxed{10}$$

$$7 - 4 = \boxed{3}$$

$$3 + 1 = \boxed{4}$$

Enrichment Activity 1.25

Colour the following:

All the 2's

4	2	5	1	2	3	2	1	2
---	---	---	---	---	---	---	---	---

All the 3's

ε	3	ε	∞	ε	3	3	∞	ε
---	---	---	---	---	---	---	---	---

All the 4's

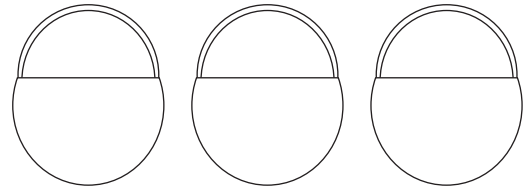
3	2	4	1	4	5	1	4	3
---	---	---	---	---	---	---	---	---

All the 5's

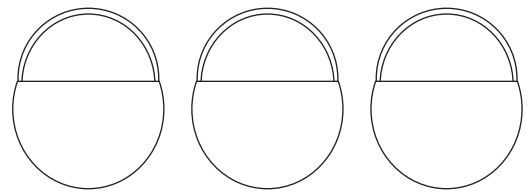
5	3	7	1	4	5	5	0	3
---	---	---	---	---	---	---	---	---

Enrichment Activity 1.26

Put apples in the basket.



2 apples 3 more apples 1 less apple


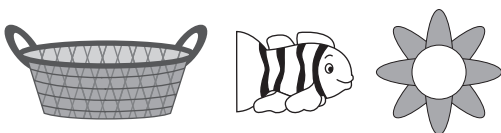
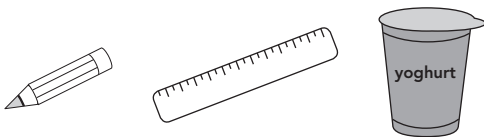


5 apples 4 less apples 3 more apple

Enrichment Activity 1.27

Which is heavier?

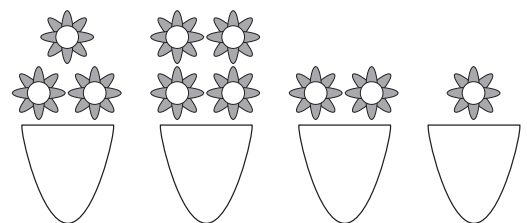


Circle the heaviest picture in each line.



Enrichment Activity 1.28

Who has the most

Circle the picture.



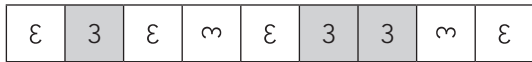
Enrichment Activity 1.25: Answers

Colour the following:

All the 2's




All the 3's



All the 4's

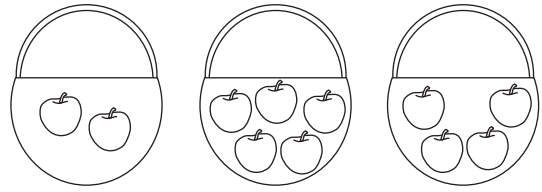


All the 5's

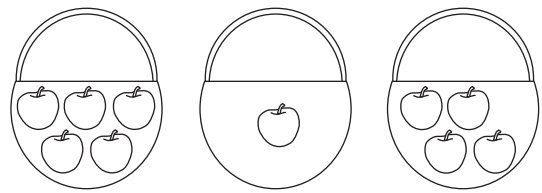


Enrichment Activity 1.26: Answers

Put apples in the basket.



2 apples 3 more apples 1 less apple



5 apples 4 less apples 3 more apple

Enrichment Activity 1.27: Answers

Which is heavier?


Circle the heaviest picture in each line.



Enrichment Activity 1.28: Answers


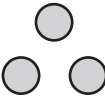
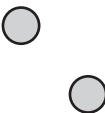


Who has the most

Circle the picture.



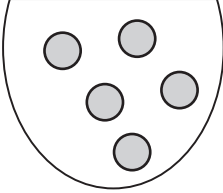
Enrichment Activity 1.29

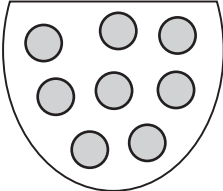
Match the number name and counters with each other.

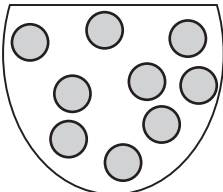
3	two	
1	five	
4	three	
5	one	
2	four	

Enrichment Activity 1.30

How many marbles do you see?









Enrichment Activity 1.31


How many squares can you see?





Enrichment Activity 1.32

Complete the pattern.

 _____


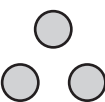
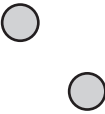

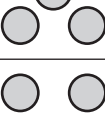
 _____

 _____

 _____

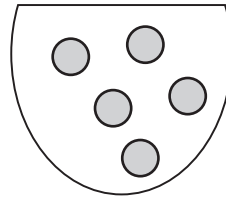
Enrichment Activity 1.29: Answers

Match the number name and counters with each other.

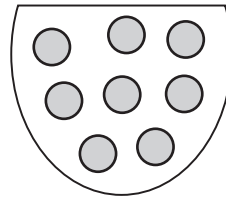
3	two	
1	five	
4	three	
5	one	
2	four	

Enrichment Activity 1.30: Answers

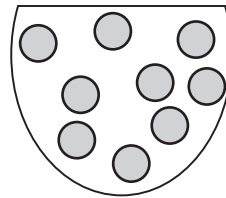
How many marbles do you see?



5




8



9

Enrichment Activity 1.31: Answers

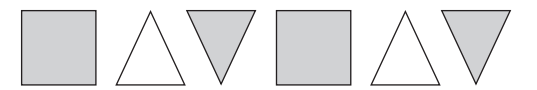
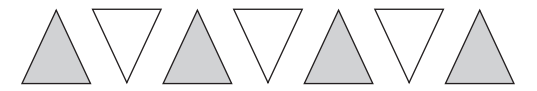
How many squares can you see?



21

Enrichment Activity 1.32: Answers

Complete the pattern.



4. Enrichment Activity Cards: IsiXhosa version

Each term a set of new enrichment cards will be provided. You should retain this set, as they will not be reproduced each term.

Use of the enrichment activity cards

Optional as required.

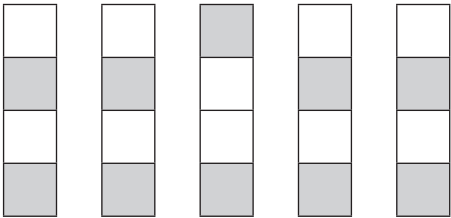
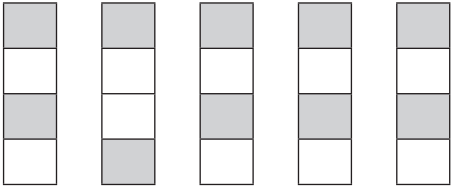
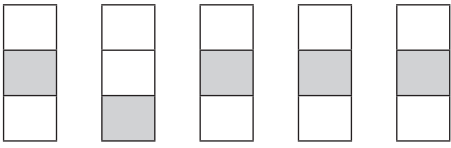
These cards include activities that you can use for enrichment opportunities for learners who have completed the lesson activities ahead of the rest of the class. Learners should work on these cards independently or with their peers who have also completed the classwork. You may need to explain some of the activities to the learners who use them. You should remind them to ask you questions about any of the enrichment activities that they are doing, so that you can guide them as necessary.

You should photocopy the enrichment cards, paste them onto cardboard and laminate them (if possible), so that they can be used as a resource, not only this year but in the future as well.

Put the cardboard laminated cards into a box in a set place in your classroom, so that learners know where to find them. These cards are for all learners and do not have to be used in a particular order. Learners should keep a record of the cards that they have done, so that they continue to choose a new card each time they go to the box. Learners must be taught to replace the cards in numeric order in the box, so that everyone who looks for cards can easily find the one they want to use.

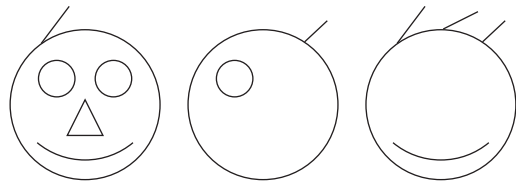


Imisebenzi yophuculo 1.1

Yeyiphi engeyoyalapha?



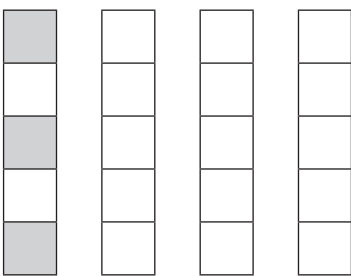
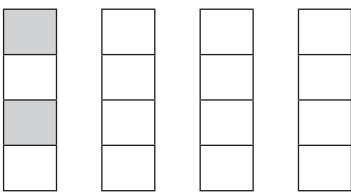
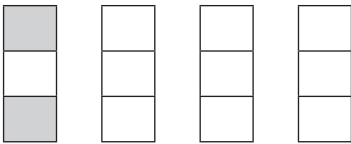
Imisebenzi yophuculo 1.2

Gqibezela obu buso



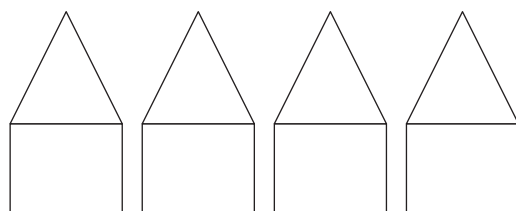
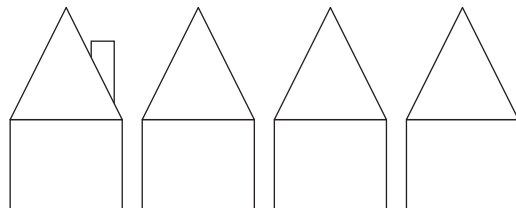
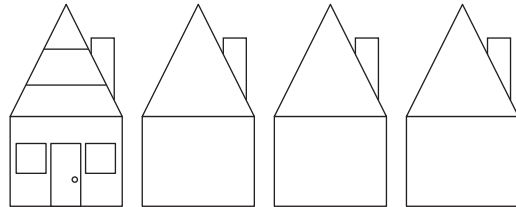
Umsebenzi wokukhulisa ulwasi 1.3

Fakela umbala kwezinye ukuzenza zijongeke njengeyokuqala.



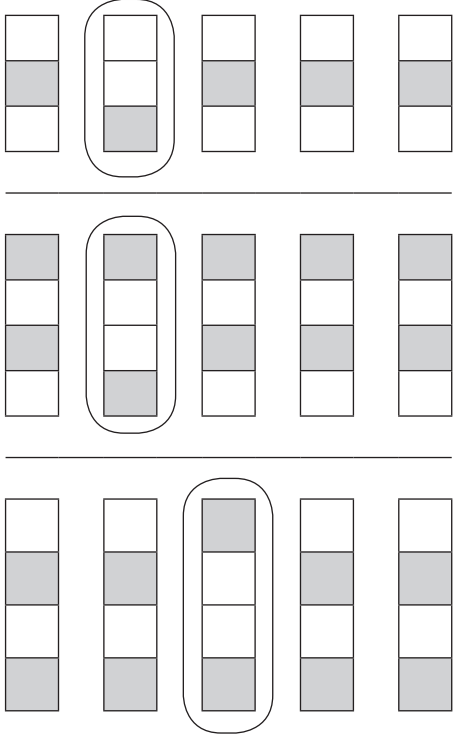
Imisebenzi yophuculo 1.4

Gqibezela izindlu:




Imisebenzi yophuculo 1.1: limpendulo

Yeyiphi engeyeyolapha?



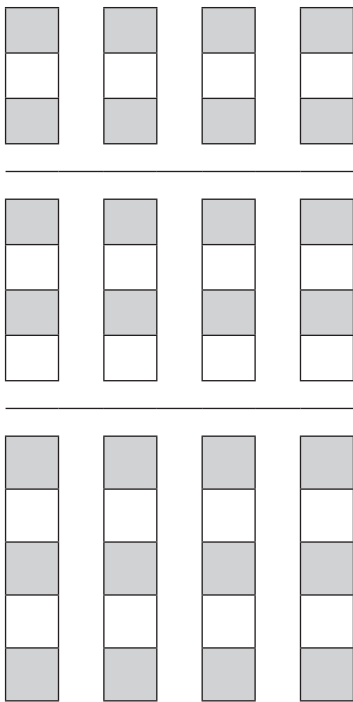
Umsebenzi wophuculo 1.2: limpendulo

Gqibezela ubuso



Umsebenzi wokukhulisa ulwazi 1.3: limpendulo

Fakela umbala kwezinye ukuzenza zijongeke njengeyokuqala.




Umsebenzi Wophuculo 1.4: limpendulo

Gqibezela izindlu

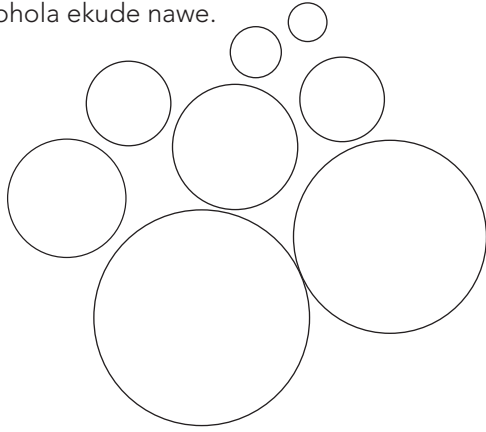


Imisebenzi yophuculo 1.5

Fakela umbala kwibhere elikhulu.




Fakela umbala omzuba kwibhola ekufutshane nawe Fakela umbala oluhlaza kwibhola ekude nawe.





Imisebenzi yophuculo 1.6

Khuphela ilanga kwaye ufakele nombala.



Imisebenzi yophuculo 1.7

Zoba iintolo ukubonisa ukuba yeyiphi indlela ahamba ngayo amakhwenkwe.



Imisebenzi yophuculo 1.8

Fakela umbala kwimpuku ephakathi.



Kwesekhohlo.




Kwesokunene.

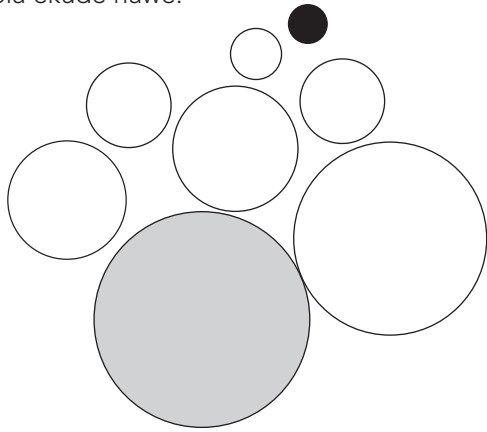


Umsebenzi Wophuculo 1.5: limpendulo

Fakela umbala kwibhere elikhulu.




Fakela umbala omzuba kwibhola ekufutshane nawe Fakela umbala oluhlaza kwibhola ekude nawe.





Umsebenzi wophuculo 1.6: limpendulo

Khuphela ilanga kwaye ufakele nombala.




Umsebenzi wophuculo 1.7: limpendulo

Zoba iintolo ukubonisa ukuba yeyiphi indlela ahamba ngayo amakhwenkwe.




Umsebenzi wophuculo 1.8: limpendulo


Fakela umbala kwimpuku ephakathi.



Kwesekhohlo..

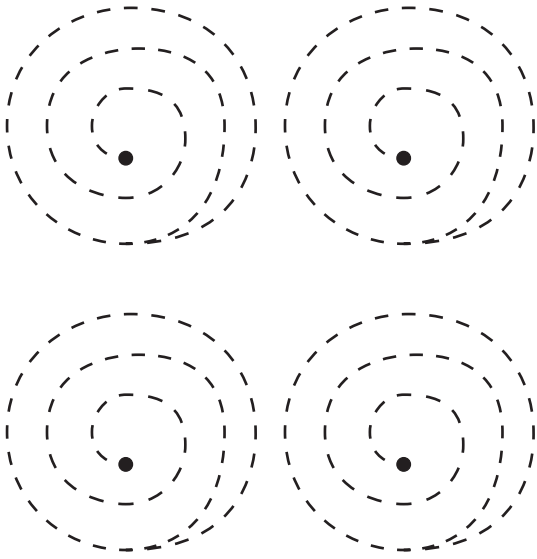


Kwesokunene..



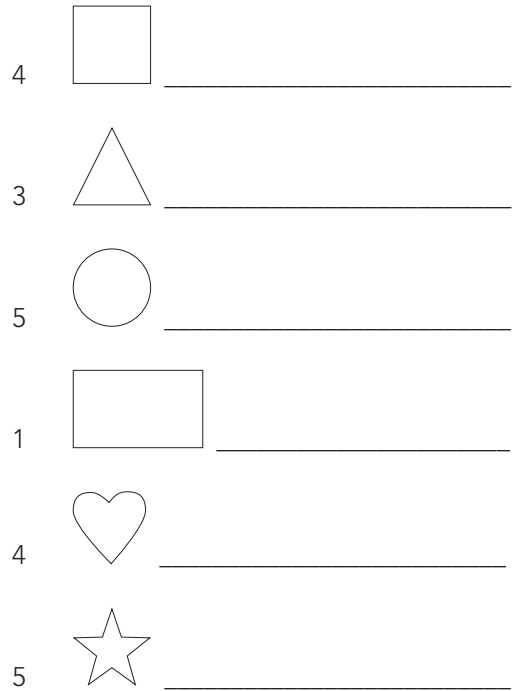
Imisebenzi yophuculo 1.9

Cinezela ezi pateni. Qala ngaphakathi.



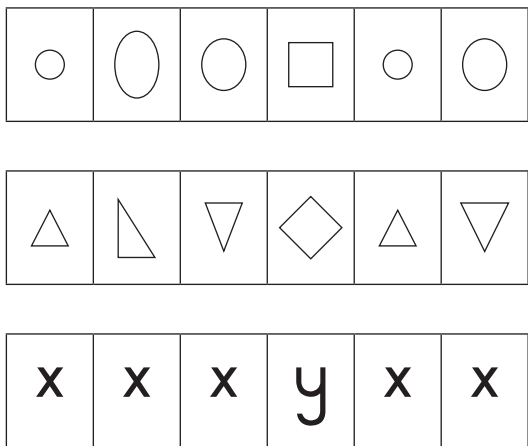
Imisebenzi yophuculo 1.10

Zoba oku kulandelayo:




Imisebenzi yophuculo 1.11

Yeyiphi engeyoyalapha?



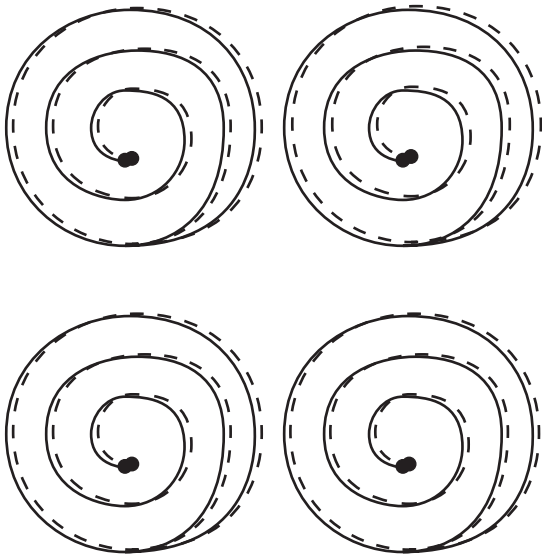
Imisebenzi yophuculo 1.12

Zoba efanayo:




Umsebenzi wophuculo 1.9: limpendulo

Cinezela ezi pateni. Qala ngaphakathi.



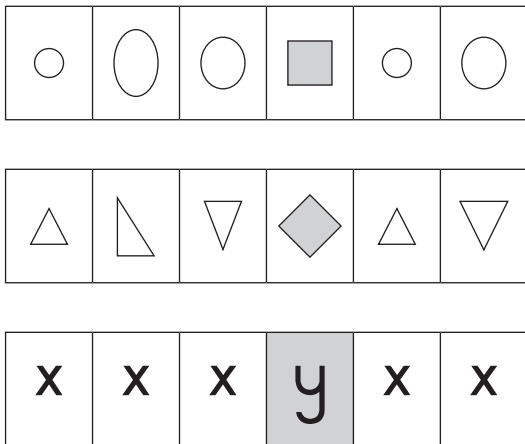
Umsebenzi wophuculo 1.10: limpendulo

Zoba oku kulandelayo:




Umsebenzi wophuculo 1.11: limpendulo

Yeyiphi engeyoyalapha?



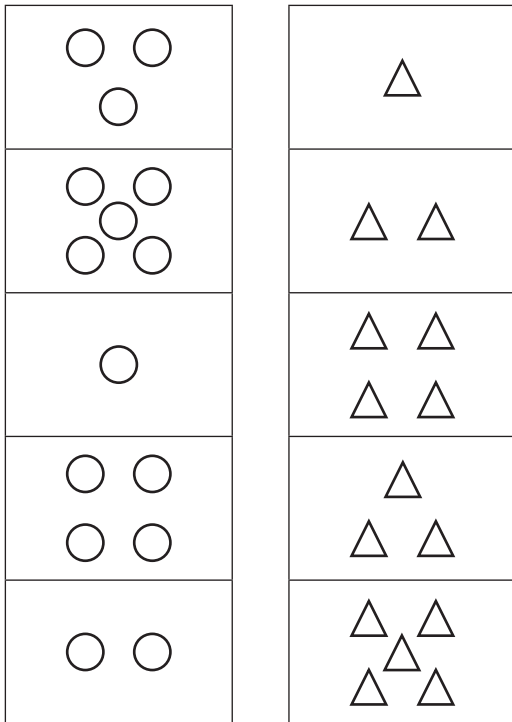
Umsebenzi wophuculo 1.12: limpendulo

Zoba efanayo:




Imisebenzi yophuculo 1.13

Tshatisa ezi bhloko.




Imisebenzi yophuculo 1.14

Gqibezela obu buso usebenzise umgca wokulinganayo.




Imisebenzi yophuculo 1.15

Cinezela ezi pateni.




Imisebenzi yophuculo 1.16


Zoba ezimbini ngaphezulu.



Zoba ibe 1 ngaphezulu.

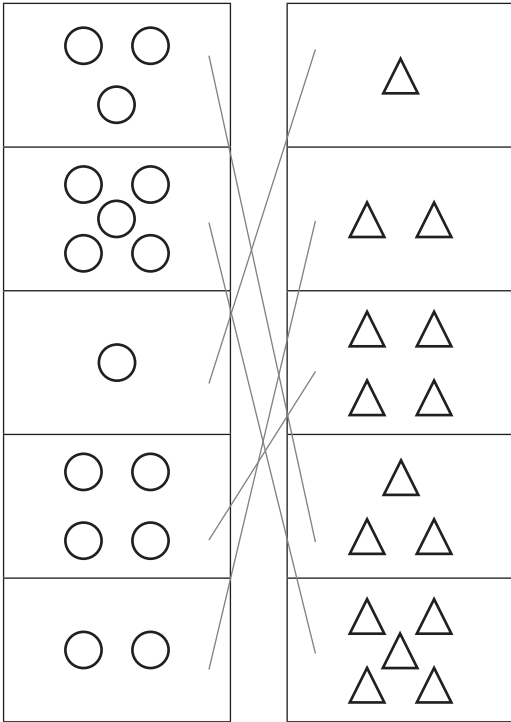


Zoba inani elifanayo.




Umsebenzi wophuculo 1.13: limpendulo

Tshatisa ezi bhloko.



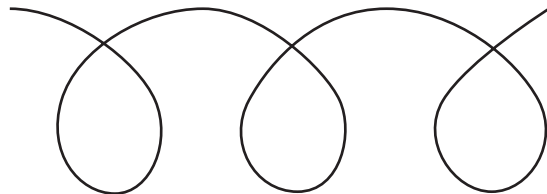
Umsebenzi wophuculo 1.14: limpendulo

Gqibezela obu buso usebenzise umgca wokulinganayo.




Umsebenzi wophuculo 1.15: limpendulo

Cinezela ezi pateni.

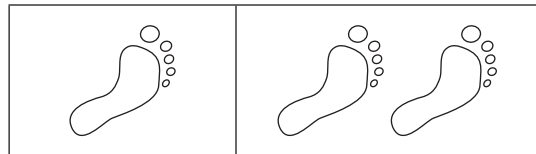


Umsebenzi wophuculo 1.16: limpendulo


Zoba ezimbini ngaphezulu.



Zoba ibe 1 ngaphezulu.




Zoba inani elifanayo.



Imisebenzi yophuculo 1.17


Fakela umbala kuzo zonke:

- △ obomvu ○ omthubi
□ omzuba □ oluhlaza.



Imisebenzi yophuculo 1.18

Dibanisa kwezi milo ukwenza umfanekiso ongowakho.




Zoba oku kulandelayo 1.19

Zoba oku kulandelayo:

Ikati ezi 4




likati zibe mbini ngaphezulu



li-apile ezi 5



li-apile ezingaphantsi ngesi 3



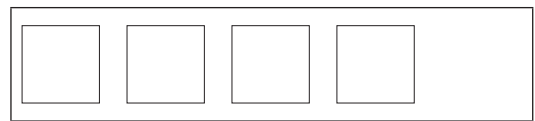
Imisebenzi yophuculo 1.20

Zoba oku kulandelayo:

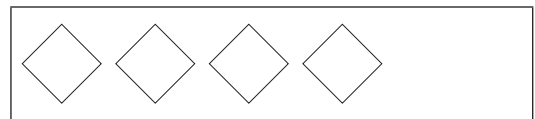
Ezingaphezulu ngesi 2



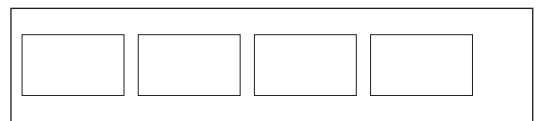
Ezingaphantsi ngesi 2



Ingaphezulu ngesi 1




Ezingaphantsi ngesi 4



Umsebenzi wophuculo 1.17: limpendulo

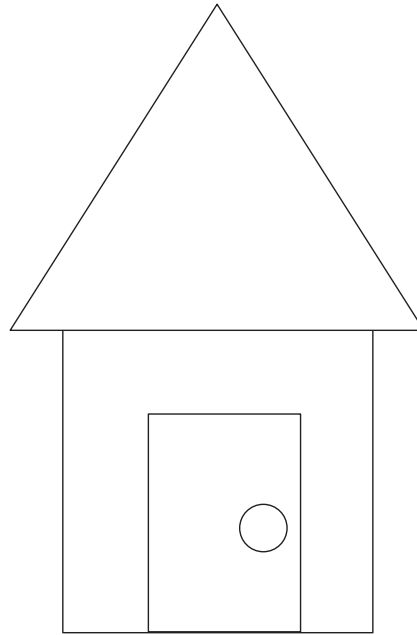
Fakela umbala kuzo zonke

-  obomvu
-  omthubi
-  omzuba
-  oluhlaza.



Umsebenzi wophuculo 1.18: limpendulo


Dibanisa kwezi milo ukwenza umfanekiso ongowakho.




Umsebenzi wophuculo 1.19: limpendulo

Zoba oku kulandelayo:


Ikati ezi 4



likati zibe mbini ngaphezulu



li-apile ezi 5




li-apile ezingaphantsi ngesi 3



Umsebenzi wophuculo 1.20: limpendulo

Zoba oku kulandelayo:

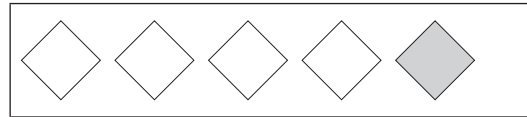
Ezingaphezulu ngesi 2



Ezingaphantsi ngesi 2



Ingaphezulu ngesi 1




Ezingaphantsi ngesi 4



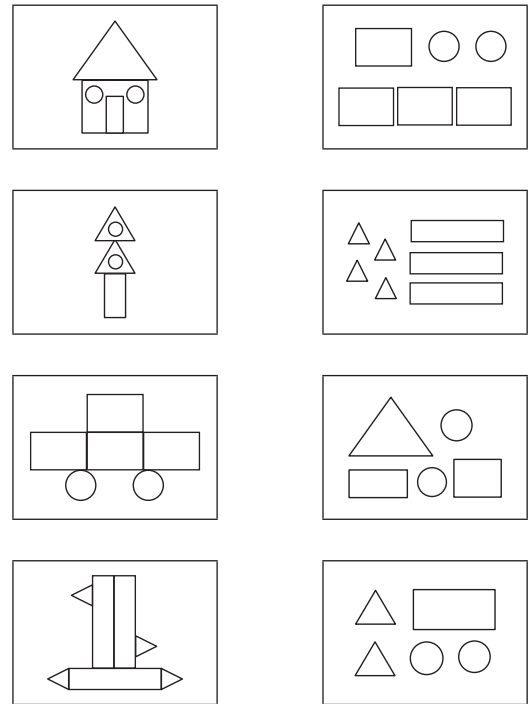
Imisebenzi yophuculo 1.21

Zoba umgca kumfanekiso ofanayo nale esekhohlo.



Imisebenzi yophuculo 1.22

Tshatisa le mifanekiso kunye neemilo.



Imisebenzi yophuculo 1.23

Gqibezela oku kulandelayo:

Isi 2 singaphezulu kwisi 1 ngu _____

Isi 3 singaphezulu ngesi 1 ngu _____

Isi 4 singaphezulu ngesi 2 ngu _____

Ku 0 kungaphezulu ngesi 2 ngu _____

Isi 1 singaphezulu ngesi 3 ngu _____

Isi 2 singaphezulu ngesi 3 ngu _____

Isi 2 singaphezulu kwisi 1 ngu _____

Isi 4 singaphezulu ngesi 2 ngu _____

Isi 5 singaphezulu ngesi 4 ngu _____

Imisebenzi yophuculo 1.24

Gqibezela oku kulandelayo:

$$2 + 3 = \square$$

$$4 + 2 = \square$$

$$3 + 3 = \square$$

$$1 + 1 = \square$$

$$0 + 1 = \square$$

$$1 - 0 = \square$$

$$2 - 1 = \square$$


$$5 + 5 = \square$$

$$7 - 4 = \square$$

$$3 + 1 = \square$$

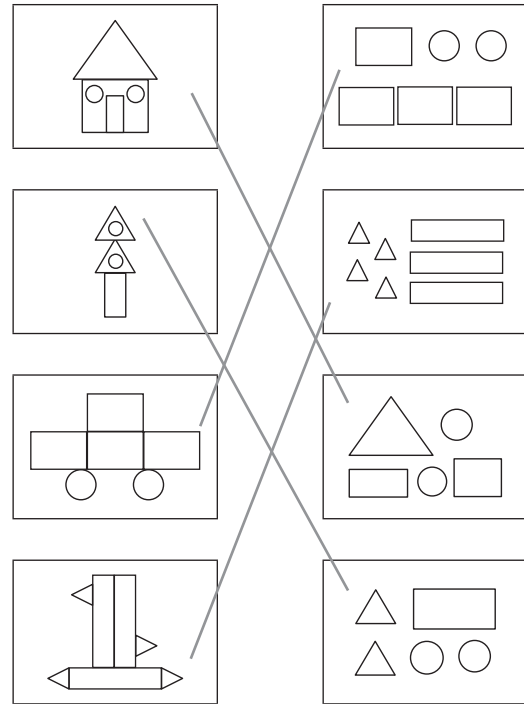
Umsebenzi wophuculo 1.21: limpendulo

Zoba umgca kumfanekiso ofanayo nale esekhohlo.



Umsebenzi wophuculo 1.22: limpendulo

Tshatisa le mifanekiso kunye neemilo.



Umsebenzi wophuculo 1.23: limpendulo

Gqibezela oku kulandelayo:

- Isi 2 singaphezulu kwisi 1 ngu 3
- Isi 3 singaphezulu ngesi 1 ngu 4
- Isi 4 singaphezulu ngesi 2 ngu 6
- Ku 0 kungaphezulu ngesi 2 ngu 2
- Isi 1 singaphezulu ngesi 3 ngu 4
- Isi 2 singaphezulu ngesi 3 ngu 5
- Isi 2 singaphezulu kwisi 1 ngu 1
- Isi 4 singaphezulu ngesi 2 ngu 2
- Isi 5 singaphezulu ngesi 4 ngu 1

Umsebenzi wophuculo 1.24: limpendulo

Gqibezela oku kulandelayo:

- $2 + 3 = 5$
- $4 + 2 = 6$
- $3 + 3 = 6$
- $1 + 1 = 2$
- $0 + 1 = 1$
- $1 - 0 = 1$
- $2 - 1 = 1$
- $5 + 5 = 10$
- $7 - 4 = 3$
- $3 + 1 = 4$

Imisebenzi yophuculo 1.25

Faka umbala kokulandelayo:

Bonke oonombini

4	2	5	1	2	3	2	1	2
---	---	---	---	---	---	---	---	---

Bonke oonontathu

ε	3	ε	ϣ	ε	3	3	ϣ	ε
---	---	---	---	---	---	---	---	---

Bonke oonone

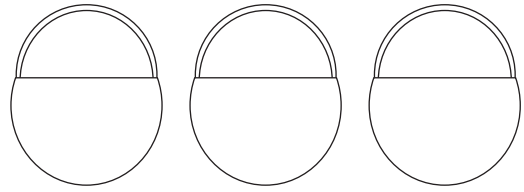
3	2	4	1	4	5	1	4	3
---	---	---	---	---	---	---	---	---

Bonke oonontlanu

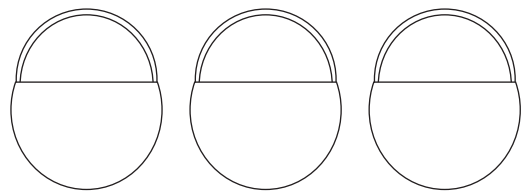
5	3	7	1	4	5	5	0	3
---	---	---	---	---	---	---	---	---

Imisebenzi yophuculo 1.26

Beka ii- apile kwibhaskithi.



li- apile ezi 2 li- apile ezi 3 l-apile
ngaphezulu elingapahantsi 1



li-apile li-apile li-apile
ezingaphantsi ezingaphantsi ezingaphezulu
ngesi 4 ngesi 4 ngesi3


Imisebenzi yophuculo 1.27

Yeyiphi enzima? Biyela ngesingqa umfanekiso onzima kumqolo ngamnye.



Imisebenzi yophuculo 1.28

Ngubani onezininzi? Biyela ngesangqa umfanekiso.



Umsebenzi wophuculo 1.25: limpendulo

Fakela umbala koku kulandelayo:

Bonke oonombini

4	2	5	1	2	3	2	1	2
---	---	---	---	---	---	---	---	---

Bonke oonontathu

ε	3	ε	ϣ	ε	3	3	ϣ	ε
---	---	---	---	---	---	---	---	---

Bonke oonone

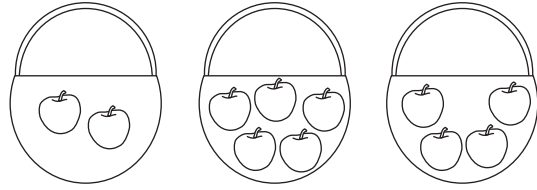
3	2	4	1	4	5	1	4	3
---	---	---	---	---	---	---	---	---

Bonke oonontlanu

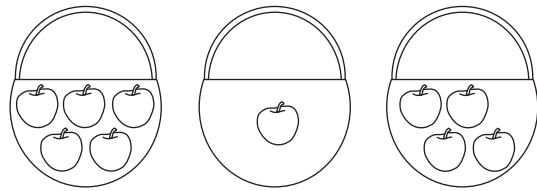
5	3	7	1	4	5	5	0	3
---	---	---	---	---	---	---	---	---

Umsebenzi wophuculo 1.26: limpendulo

Beka ii- apile kwibhaskithi.



li- apile ezi 2 li- apile ezi 3 l-apile
ngaphezulu ngaphezulu lingapahantsi 1



li-apile li-apile li-apile
zingaphantsi zingaphantsi zingaphezulu
ngesi 4 ngesi 4 ngesi3

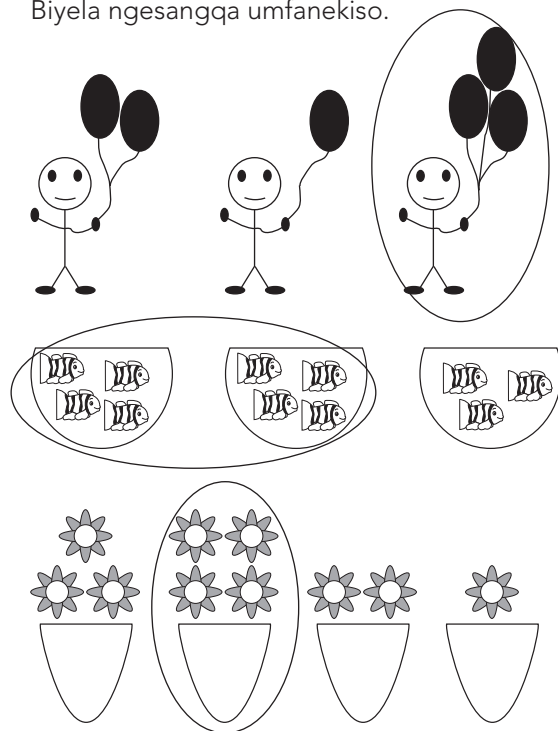
Umsebenzi wophuculo 1.27: limpendulo

Yeyiphi enzima? Biyela ngesingqa umfanekiso onzima kumqolo ngamnye.





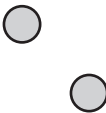
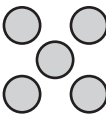

Umsebenzi wophuculo 1.28: limpendulo

Ngubani onezininzi? Biyela ngesangqa umfanekiso.



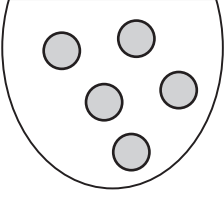
Imisebenzi yophuculo 1.29

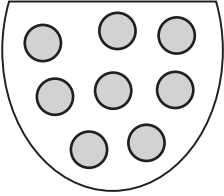
Tshatisa igama manani kunye nezibalisi.

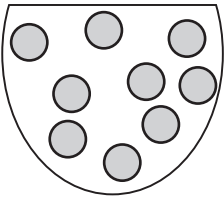
3	mbini	
1	ntlanu	
4	ntathu	
5	nye	
2	ne	

Imisebenzi yophuculo 1.30

Ubona amabhastile amangaphi?









Imisebenzi yophuculo 1.31


Zingaphi izikwere ozibonayo?


Imisebenzi yophuculo 1.32

Gqibezela ipateni.

 _____






 _____

 _____

 _____

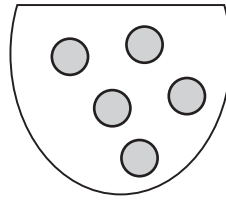
Umsebenzi wophuculo 1.29: limpendulo

Tshatisa igama manani kunye nezibalisi.

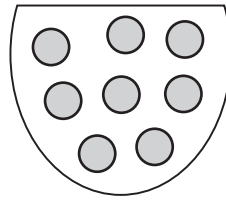
3	mbini	
1	ntlanu	
4	ntathu	
5	nye	
2	ne	

Umsebenzi wophuculo 1.30: limpendulo

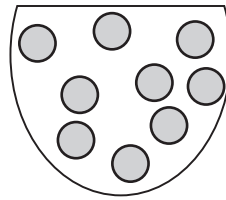
Ubona amabhastile amangaphi?



5




8



9

Umsebenzi wophuculo 1.31: limpendulo

Zingaphi izikwere ozibonayo?



21

Umsebenzi wophuculo 1.32: limpendulo

Gqibezela ipateni.

